

Salary survey for

Director information technology

מאת חברת Cloudway

www.cloudway.co.il



Cloudway





שלום

סקר שכר מאת חברת Cloudway

Director Information Technology

רצינו לשתף אותכם בסקר שכר לתפקיד

Director of IT סקר זה כולל עשרות חברות טכנולוגייה בעולם ההייטק בישראל ובארה"ב ומטרתו לסייע לכם להבין מה מרויחים עמיתים שלכם בענף על פי גודל חברה ומספר עובדים ועוד פרמטרים מעניינים.

Cloudway משווקת פתרונות IT תוך דגש על פתרונות אשר מוזילים את הוצאות ה IT בעיקר לארגונים מבוססי ענן.



Director of IT at companies with All Sizes

Director of IT at companies with **All Sizes** based on **51** records.

Salary + bonus

Average: \$179,298

Median: **\$175,000**



Women: 6% (3 of 51)

Compensation: \$222,833 ↑ 24%



Men: 94% (48 of 51)

Compensation: \$176,577 ↓ 1%

Current Filters:

Over 30M x

Total Comp

Avg. Comp per Company size

11-50 Employees **\$300k**

51-200 Employees **\$206k**

201-500 Employees **\$160k**

501-1,000 Employees **\$145k**

1,001-5,000 Employees **\$182k**

Avg. Comp per Money Raised

Under 1M **\$134k**

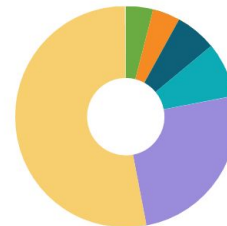
1M to 3M **\$118k**

3M to 10M **\$127k**

10M to 30M **\$128k**

Over 30M **\$179k**

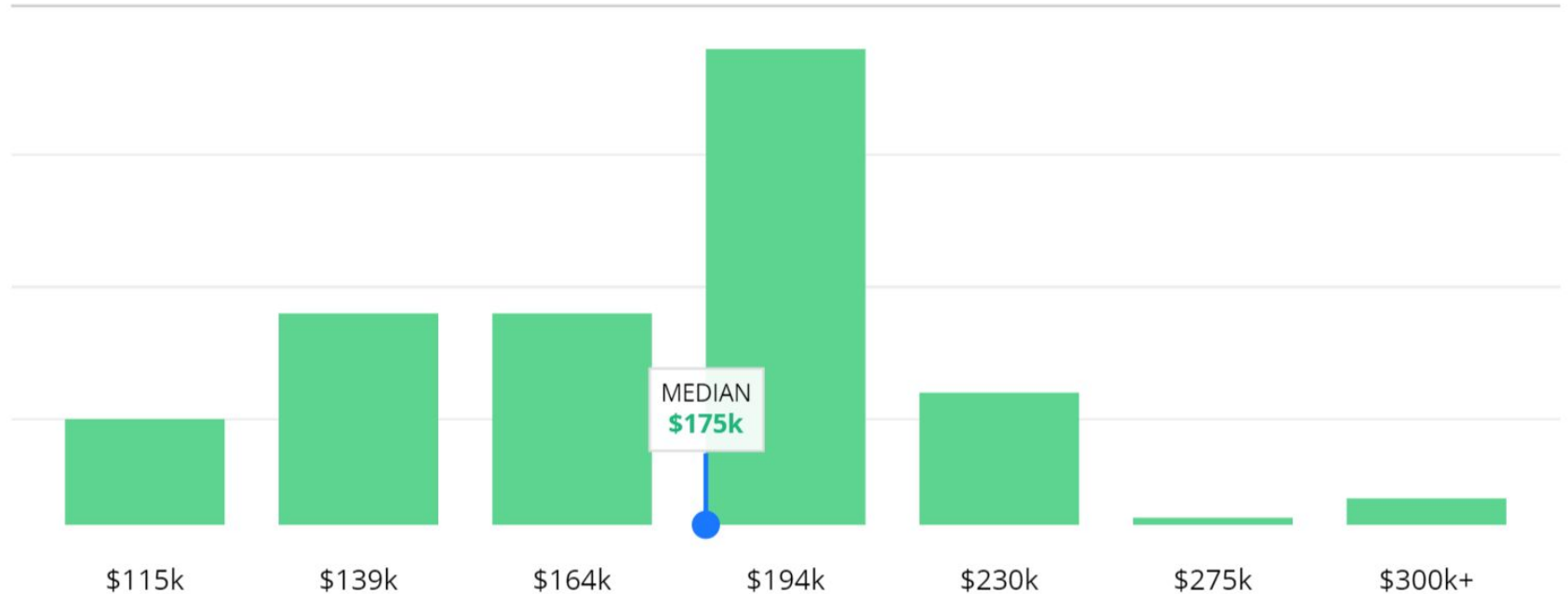
Equity (hover for details)





Director of IT Salary Ranges

Director of IT Salary Ranges





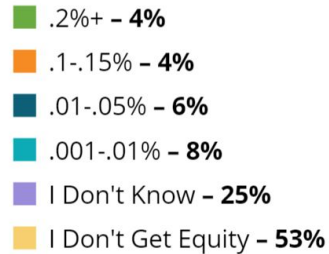
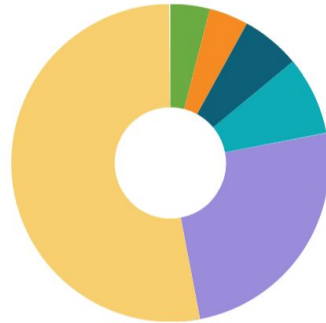
Compare Job Titles

Compare Job Titles

	Director of Security	Director of IT	Chief Information Officer
Total Comp	\$188,891 +5%	\$179,298	\$315,812 +76%
Base	\$152,516 +0%	\$154,023	\$228,625 +48%
Bonus	\$36,375 +43%	\$25,274	\$87,187 +244%
Receive bonus	94%	86%	50%
Equity range	.001 - .2%+	.001 - .2%+	.01 - .5%+
Male average	\$188,891 +6%	\$176,577	\$341,285 +93%
Female average	n/a	\$222,833	\$137,500 -38%

Equity Compensation for Director of IT

Equity Compensation for Director of IT (change 'Money Raised' to update)



EQUITY COMPENSATION RANGE FOR DIRECTOR OF IT

HIGH **.2%+**

.15-.2%

.1-.15%

.05-.1%

.01-.05%

LOW **.001-.01%**



Recent Director of IT Records

Real salary data anonymously contributed by the Comparably community.

Recent Director of IT Records

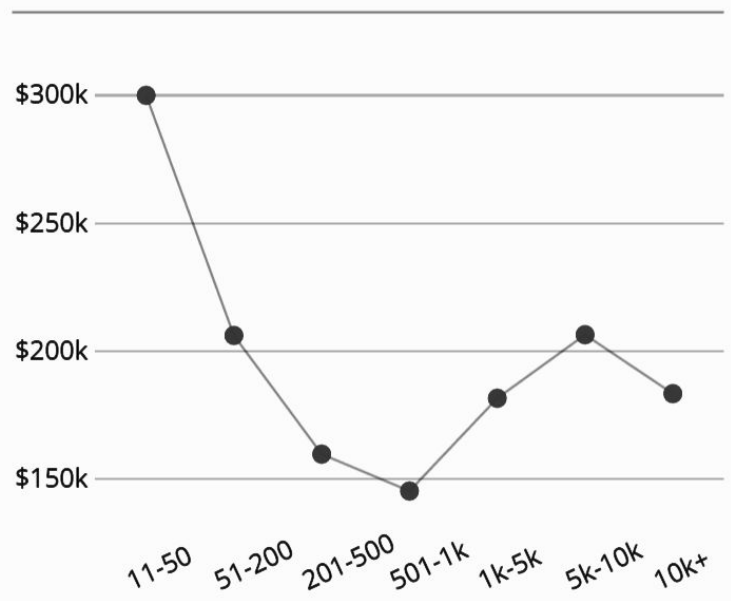
Real salary data anonymously contributed by the Comparably community.

Total Comp	Base	Bonus	Equity	Gender	Experience	Years at company
\$160,000	\$140,000	\$20,000	I Don't Know	Male	Over 10 Years	5 to 10 Years
\$300,000	\$150,000	\$150,000	I Don't Get Equity	Male	Over 10 Years	1 to 2 Years
\$165,000	\$145,000	\$20,000	I Don't Get Equity	Male	Over 10 Years	1 to 2 Years
\$110,000	\$110,000	\$0	I Don't Get Equity	Male	Over 10 Years	1 to 2 Years
\$190,500	\$186,000	\$4,500	I Don't Get Equity	Male	Over 10 Years	Over 10 Years
\$193,500	\$175,000	\$18,500	I Don't Get Equity	Male	Over 10 Years	2 to 5 Years

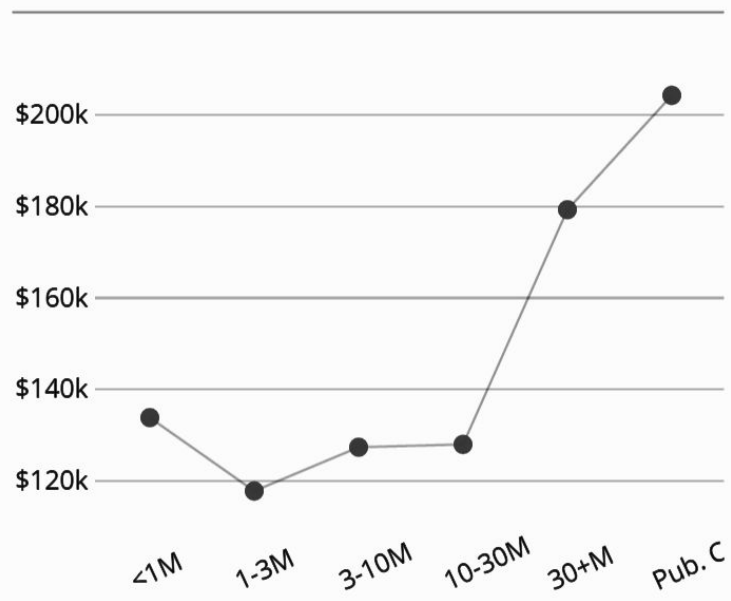


Compensation Per Company Size and per Money Raised

Compensation Per Company Size



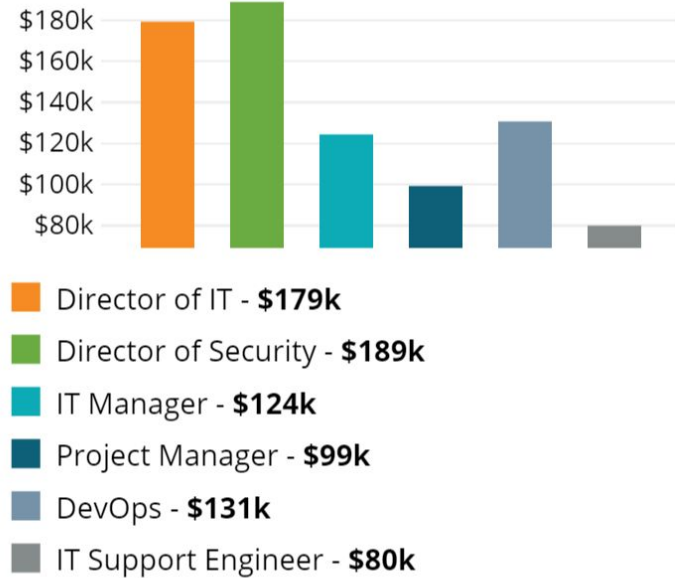
Compensation Per Money Raised



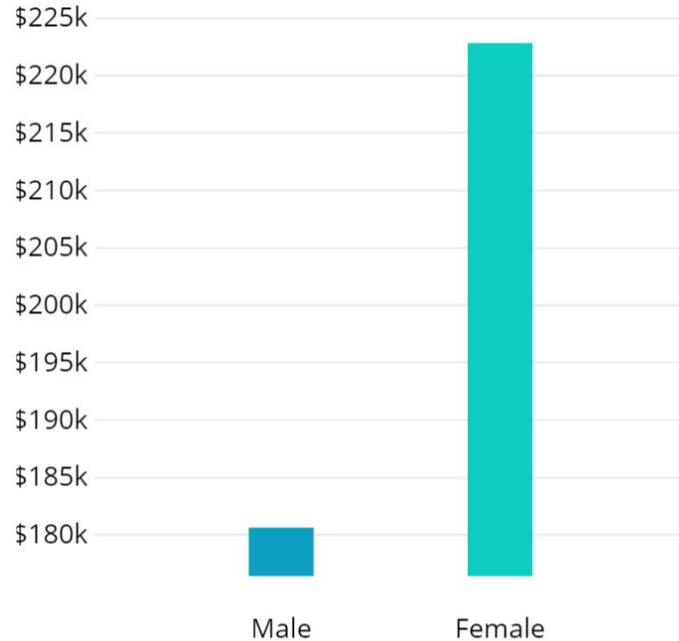


Compensation For Jobs Within IT and per gender

Compensation For Jobs Within IT



Compensation Per Gender



Tech Companies In All Cities

 477,631

Tech Employees In All Cities

 6,894,726

Tech Employees In All Cities





Average Director of IT Compensation + Bonus

Average Director of IT Compensation + Bonus

Show median

\$179,298

Median: \$175,000

Base Salary **86%**

\$154,024

+

Bonus **14%**

\$25,275



86%

receive a bonus